

Ocean Agro (India) Ltd.

Ocean Agro (India) Ltd. | BSE Code: 519491 | Market Data as on Date: 08 Dec 2017

Current Price (₹)	26.10	Market Cap (₹ Crores)	17.59	Book Value (₹)	33.15
52 Week High (₹)	44.50	Shares Outstanding	67,44,900	P/B Ratio	0.79
52 Week Low (₹)	22.90	Beta - Sensex	0.28	Earnings Per Share (₹)	-
Face Value per Share (₹)	10.00	Dividend Yield (%)	-	P/E Ratio	-

Company Info:

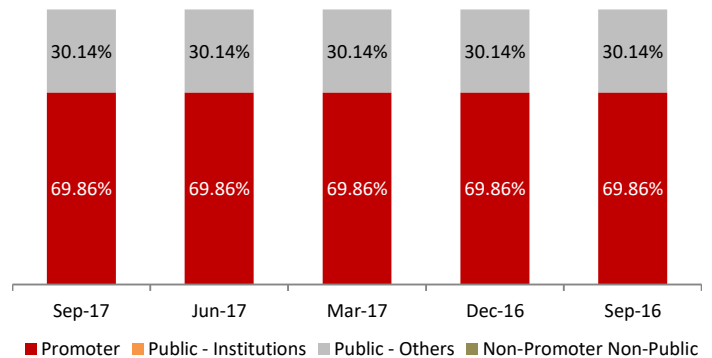
Ocean Agro (India) Limited produces and sells agro chemicals in India. It offers special LDPE valve type polymer bags, polybutadiene rubber films, co-extruded films, and other packaging materials; agro inputs, such as organic fertilizers, bio fertilizers, organic pesticides, organic fungicides, bio fungicides, viricides, and organic plant growth hormones; and irrigation equipment comprising drip and sprinkler systems. The Company sells its products through a network of dealers. In 1995, the Company set up a drip/sprinkler irrigation system in Baroda for which it received subsidies from the Gujarat government. It has also set up a solar photovoltaic pumping system for agricultural purposes with financial assistance from IREDA. Ocean Agro (India) Limited was incorporated in 1990 and is headquartered in Baroda.

Peer Comparison

	Ocean Agro	Uflex Ltd	Union Quality
Sales	4.01	900.69	4.34
PAT	(1.60)	37.01	(0.83)
Equity	7.59	72.21	4.73
EPS	-	5.13	(1.75)
OPM %	(37.88)	10.44	(17.41)
NPM %	(39.85)	4.11	(19.07)

* Peers are grouped according to sector and market cap

Shareholding Pattern



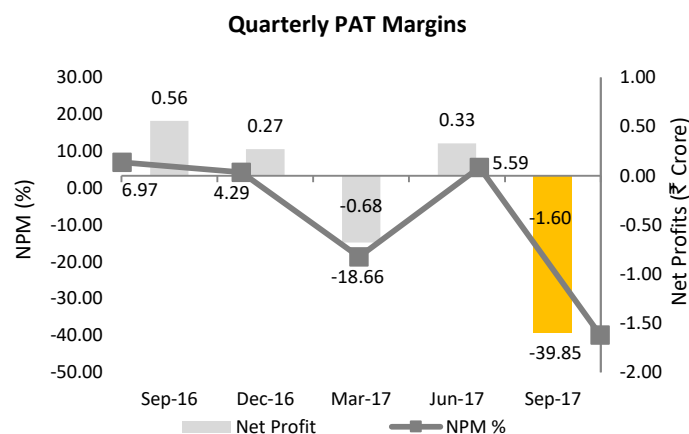
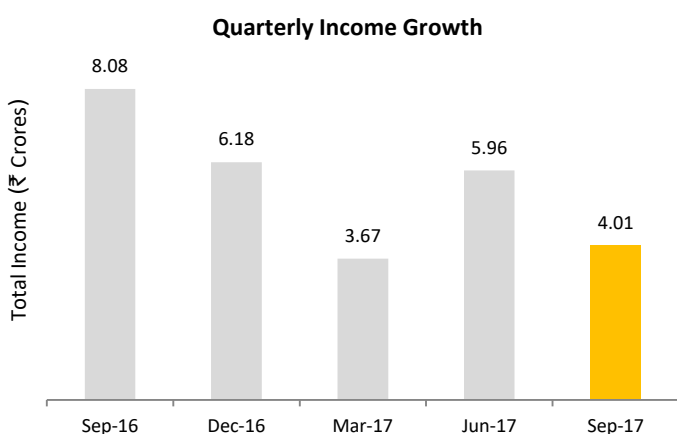
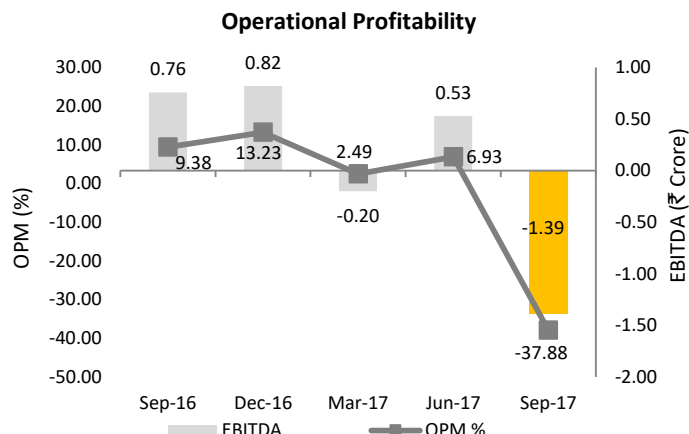
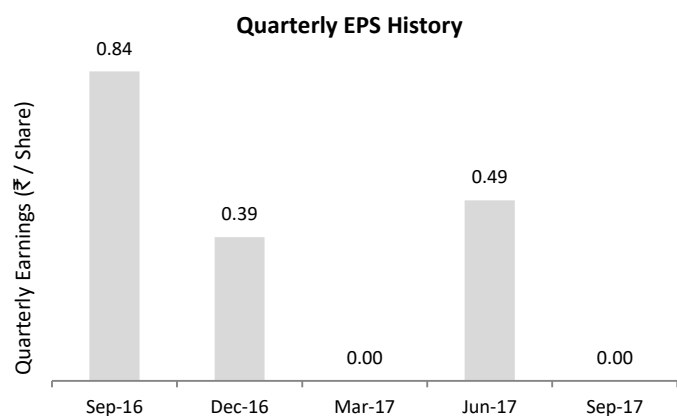
Quarterly Review - Sep 17:

The Company has recorded revenues of ₹ 4.01 Crores during the current quarter as against ₹ 8.08 Crores for the corresponding quarter last year. EBITDA margins for the current quarter decreased to -34.66% in Sep quarter this year as compared to 9.41% in the same quarter previous year. The Profit after Tax (PAT) for the current quarter stood at ₹ -1.6 Crores.

Quarterly Results:

Income Statement

	Figures in ₹ Crores							
	Sep-17	% of (1)	Sep-16	% of (1)	Jun-17	% of (1)	Mar-17	% of (1)
Revenue	4.01		8.08		5.96		3.66	
Total Income	4.01		8.08		5.96		3.67	
Expenditure	(5.52)	-137.66%	(7.32)	-90.59%	(5.55)	-93.12%	(3.57)	-97.54%
Interest	(0.13)	-3.24%	(0.12)	-1.49%	(0.12)	-2.01%	(0.16)	-4.37%
PBDT	(1.52)	-37.91%	0.64	7.92%	0.41	6.88%	(0.36)	-9.84%
PBIDT	(1.39)	-34.66%	0.76	9.41%	0.53	8.89%	(0.20)	-5.46%
Depreciation	(0.08)	-2.00%	(0.08)	-0.99%	(0.08)	-1.34%	(0.09)	-2.46%
PBT	(1.60)	-39.90%	0.56	6.93%	0.33	5.54%	(0.44)	-12.02%
Tax	-	-	-	-	-	-	(0.24)	-6.56%
Net Profit	(1.60)	-39.90%	0.56	6.93%	0.33	5.54%	(0.68)	-18.58%

Quarter on Quarter Changes:


DISCLOSURE: THIS REPORT HAS BEEN SPONSORED BY BSE - INVESTOR PROTECTION FUND TRUST

RESEARCH ANALYST: WAHEED SHAIKH

DISCLAIMER: While SES has made every effort and has exercised due skill, care and diligence in compiling this report based on publicly available information, it neither guarantees its accuracy, completeness or usefulness, nor assumes any liability whatsoever for any consequence from its use. This report does not have any approval, express or implied, from any authority, nor is it required to have such approval. The users are strongly advised to exercise due diligence while using this report. This report in no manner constitutes an offer, solicitation or advice to buy or sell securities, nor solicits votes or proxies on behalf of any party. SES has no financial liability whatsoever, to the subscribers / users of this report. The report is released in India and SES has ensured that it is in accordance with Indian laws. Person resident outside India shall ensure that laws in their country are not violated while using this report; SES shall not be responsible for any such violation. This report should not be reproduced or redistributed or communicated directly or indirectly in any form to any other person - especially outside India or published or copied in whole or in part, for any purpose.

ABOUT SES: Stakeholders' Empowerment Services is a not for profit initiative of like-minded people with a vision to achieve a corporate governance state where all stakeholders are treated in just and fair manner. We believe that this journey can be possible only with active participation of all stakeholders. For more information please contact SES at +91 22 4022 0322, or via e-mail: info@sesgovernance.com

SEBI Reg. No. INH000000016

Stakeholders' Education | Proxy Advisory | Corporate Governance Research | Corporate Governance Score